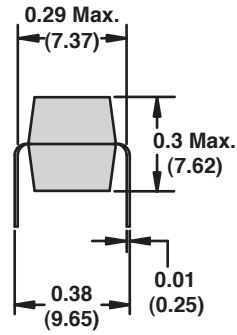
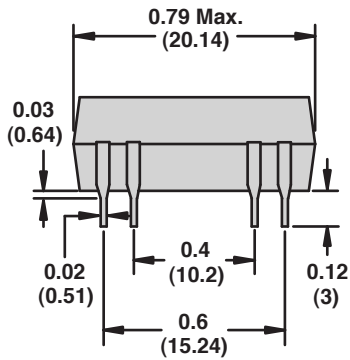
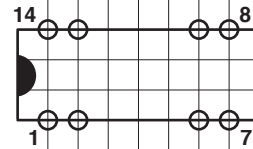


Dimensions: Inches (Millimeters)



Circuit board pin spacing  
viewed from component side



0.1 in. grid  
(2.54 mm)

Wiring Diagrams

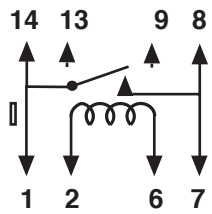


Figure G

SPST-NO Without diode

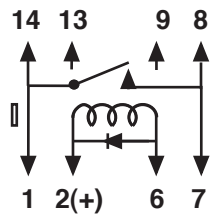


Figure H

SPST-NO With diode

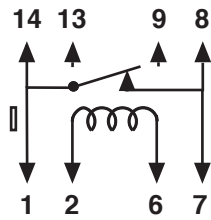


Figure I

SPST-NC Without diode

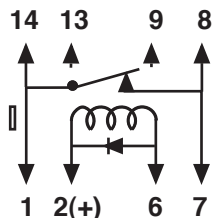


Figure J

SPST-NC With diode

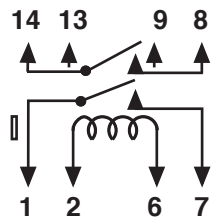


Figure K

DPST-NO Without diode

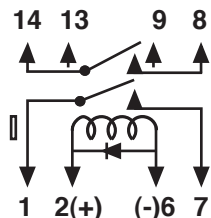


Figure L

DPST-NO With diode